

# TiLite<sup>®</sup> X

Aluminum folding manual wheelchair



# TiLite<sup>®</sup> Z

Aluminum rigid manual wheelchair



permobil



# It's your TiLite

Introducing TiLite X and TiLite Z: truly personalized mobility with over 1 billion possible configurations and streamlined assembly, without compromising our signature quality and best-in-class performance.

With reduced transport weights and ultimate adjustability, these chairs are sure to adapt to your changing seating and mobility needs.



## Performance comes standard

Made just for you

Tension adjustable by strap seat sling

Easier than ever to adjust

Precision Lock caster adjustment

Composite SoftRoll casters standard





## Performance comes standard



New flip-back or removable T-style armrest

Reinforced Aluminum Push/Pull wheel locks standard

Re-designed frame and cross brace for best-in-class transport weight and performance

GearLock caster adjustment

Composite SoftRoll casters standard


## Tailored, unmatched, dependable

- Result of 25 years of experience and 3 years of development through collaboration with industry experts.
- Individually built, just for you.
- Stronger, lighter, and faster than ever.




## Frame colors

### High gloss paint



TiLite Red Neon Pink High Gloss Black Seafoam Green Lavender Dusk Blue Mist

### Metallic paint




Tangerine Metallic Acid Green Metallic Ocean Blue Metallic Black Galaxy Silver Streak

### Pearlescent paint



Midnight Blue pearl White Pearl

### Matte paint




Titanium Grey Black Lava

### Candy paint



Pomegranate Red Indigo Purple

### Matte textured paint



Flame Orange OD Green Hyper Blue

## Component colors (TiLite Z only)

### Anodized



Red Orange Blue Purple Green Gold Black

## Specifications

	TiLite Z	TiLite X
<b>Transport weight*</b>	11.3 lb.	12.1 lb.
<b>Frame material</b>	Aluminum	Aluminum
<b>Seat width</b>	12" - 20"	14" - 22"
<b>Seat depth</b>	12" - 20"	14" - 20"
<b>Front seat height</b>	16" - 21"	13.5" - 20.5"
<b>Rear seat height</b>	13" - 20"	13" - 20"
<b>Front frame angle</b>	75°, 80°, 85°, or 90°	Swing Away 70°, 80°, 85°
<b>Seat back height</b>	9" - 20.5"	12" - 20.5"
<b>Camber</b>	0°, 2°, 4°, or 6°	0°, 2°, or 4°
<b>Center of gravity</b>	5"	4"
<b>Backrest angle</b>	80° - 101°	80° - 101°
<b>Weight limit</b>	275 lb.	Standard - 300 lb. Heavy Duty - 350 lb.
<b>Warranty</b>	Limited	Limited



Configure now at the Permobil Store

Transport weight is calculated based on a 16" x 16" seat dimension with 0 degrees of camber, 4" Poly casters, Comfort Company Compass 4 hardware, and standard seat upholstery. Wheel locks, and all items that can be removed without tools, such as anti-tippers, swing-away footrests, armrests, rear wheels, side guards, and seating products are excluded.