

Adapt 2 Modular System






Vicair mattress inlay sections with included low friction cover can also be added to Adapt 2 systems.

The Adapt 2 mattress with SRT is an innovative way to reduce the effects of pressure, friction, and shear within the body of the mattress. The 3" wide firm perimeter borders and 4" permanent gel foam foot border hold your choice of inserts in place without the need for snaps. The surface inserts can be configured based on the individual client's needs.

The removable top cover with its 360° zipper must be ordered separately.

Features at a glance

- Ideal for long-term care clients
- Modular system utilizes ROHO mattress sections and foam inserts, allowing for customizable configurations
- Wide transfer edges to help reduce the risk of falls
- Shear Reduction Technology (SRT)
- Full enclosure cover with Recovery 5 top
- Supports clients weighing between 350 lb and 500 lb
- Available in three widths: 36 inches, 39 inches, and 42 inches, with a length of 80 inches and a height of 6 inches
- 24-month warranty



System 1	System 2	System 3	System 4	System 5
Foam base covered with Recovery 5	Foam base covered with Recovery 5	Foam base covered with Recovery 5	Foam base covered with Recovery 5	Foam base covered with Recovery 5
1 x ROHO mattress section (19" x 30")	2 x ROHO mattress sections (19" x 30")	2 x ROHO mattress sections (19" x 34")	3 x ROHO mattress sections (19" x 30")	2 x ROHO mattress sections (19" x 30")
1 x AD2-3030FS	1 x AD2-3030FS	1 x AD2-3030FS		1 x AD2-3030FS
1 x AD2-1930FS	1 x AD2-830FS			1 x AD2-830FS
1 x AD2-830FS				