

Acute

Modular Systems

The Acute mattress is a foam surface designed for clients who are at high risk of experiencing skin breakdown. It is made of high-resiliency foam and can be customized with ROHO® or Vicair® mattress sections to best meet their needs. The mattress has multiple configuration systems available (see below). Please note that the overall top coverlet must be ordered separately.



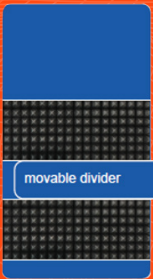




Optional ROHO air mattress sections sold separately



Features at a glance

- Designed for Clients at Medium to High Risk of Pressure Injuries
- Modifiable surface allows for addition of up to four ROHO mattress sections
- Foam base & inserts covered in Recovery 5
- Top Coverlet Sold Separately
- Supports Clients with a Maximum Weight of 350 lbs
- Available in Multiple Widths: Choose from 6 widths: 36", 39", 42", 48", 54", and 60" x 80"L x 7"H. Custom sizes are also available.
- 24-month warranty



Acute System 1	Acute System 2	Acute System 3	Acute System 4	Acute System 5	Acute System 6	Acute System 7
Foam base covered with Recovery 5	Foam base covered with Recovery 5	Foam base covered with Recovery 5, movable divider included	Foam base covered with Recovery 5	Foam base covered with Recovery 5, immovable divider	Foam base covered with Recovery 5, T-shape opening	Foam base covered with Recovery 5
1 x ROHO mattress section (19" x 34")	2 x ROHO mattress sections (19" x 34")	2 x ROHO mattress sections (19" x 34")	3 x ROHO mattress sections (19" x 34")	2 x ROHO mattress sections (19" x 34")	2 x ROHO mattress sections (19" x 34")	4 x ROHO mattress sections (19" x 34")