



Mattresses and Frames

1-866-662-3459
www.blakemedical.ca



Blake
Medical Distribution

| Extreme Durability | 2 year warranty | 5 year warranty | Bariatric compatible | Alternation | Pulsation | Optional Foot Pillow | Happy Heel | Fowler Boost | Auto Calibrate | Lateral Rotation |
|--------------------|-----------------|-----------------|----------------------|-------------|-----------|----------------------|------------|--------------|----------------|------------------|
| | | | | | | | | | | |
| | | ● | ● | | | | | | | |
| | | ● | | | | | | | | |
| | | ● | ● | | | | | | | |
| ● | | ● | ● | | | | | | | |
| ● | | ● | ● | | | | | | | |
| ● | | ● | ● | | | | | | | |
| ● | | ● | | | | | | | | |
| | ● | | ● | | | | | | | |
| | | ● | | | | | | | | |
| | ● | | ● | ● | | | ● | | | |
| | ● | | | ● | | | | ● | | |
| | ● | | | ● | | | | | | |
| | ● | | | ● | ● | | | | | |
| | ● | | ● | ● | ● | ● | | ● | ● | |
| | ● | | ● | | ● | | | ● | ● | |
| | ● | | ● | | | | | | | ● |
| | ● | | ● | | ● | ● | | ● | ● | |

Fall Prevention Covers

- Easily slides over existing and / or new mattress systems
- Wedge foam sections creates a sensory reminder of mattress edges
- Mid-section opening to aids in patient transfers
- Multi-stretch medical grade Recovery 5 fabric to reduce friction and shearing and protects the mattress
- Quick release secure straps keeps mattress secured and centered on frame reducing fall risk and entrapment when rails are in use
- 100% Canadian made




Long-Term Care Home Residents Who Fell

This indicator shows the percentage of long-term care home residents in Ontario who fell during a 30-day period before an assessment by a health care professional. A lower percentage is better. The provincial benchmark is 9%. Falls among long-term care home residents are a common cause of injuries such as hip fractures, and may result in a visit to the emergency department or hospital admission.

Percentage of long-term care home residents who fell, in Ontario, 2011/12 to 2020/21



Source: <https://www.hqontario.ca/System-Performance/Long-Term-Care-Home-Performance/Falls>

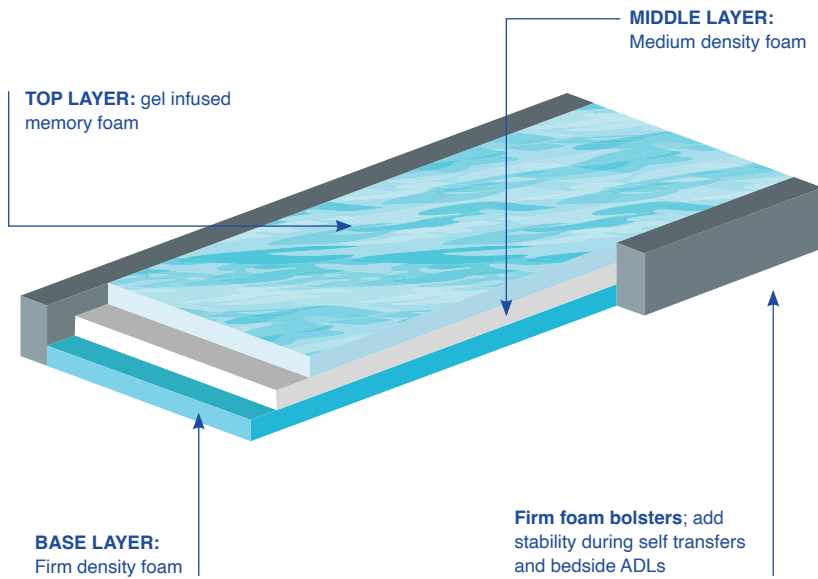


Foam Mattresses

Why choose foam?

- Cost Effective
- Ideal for prevention of pressure injuries
- Comfortable and immersive

Infusion

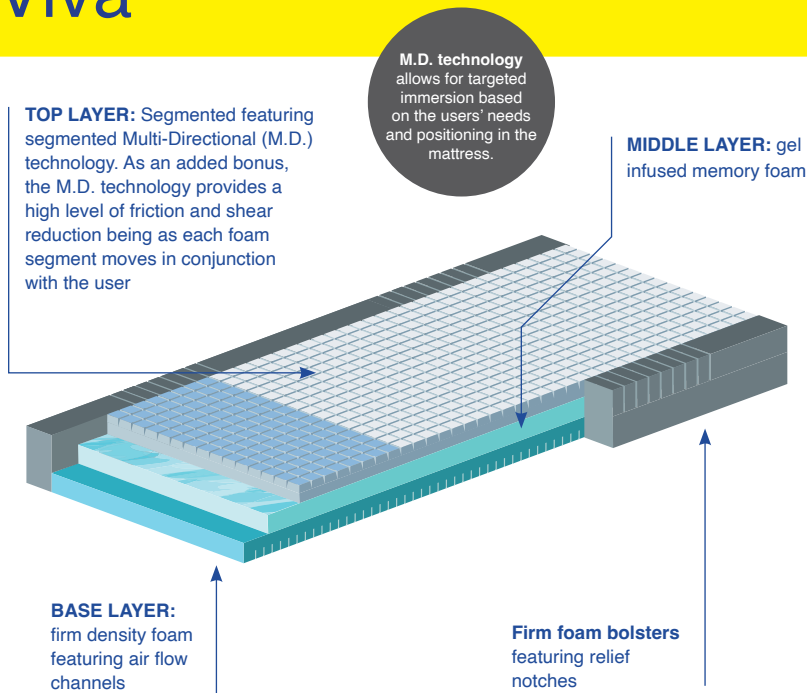


Also available in the infusion Soft or the Infusion Firm

Important Info:

| | |
|----------------------------------------|--------------------------------------------------------------------------------------------------------------------------|
| INTENDED USE | Used for prevention of pressure injuries, ample immersion, temperature regulation, higher durability than standard foam. |
| WEIGHT CAP | 350 lbs / 500 lb capacity upon request |
| WARRANTY | 5 years on mattress, 1 year on cover |
| COVER | 4 way stretch, fluid proof, wipeable, anti-microbial |
| CUSTOM SIZES AVAILABLE (Y OR N) | Y |
| SUITABLE FOR BARIATRIC (Y OR N) | Y (Upon request) |
| DIMENSIONS | 36x80x6 inches |
| PRODUCT CODE | Infusion(+size) eg. Infusion3680 |

Viva



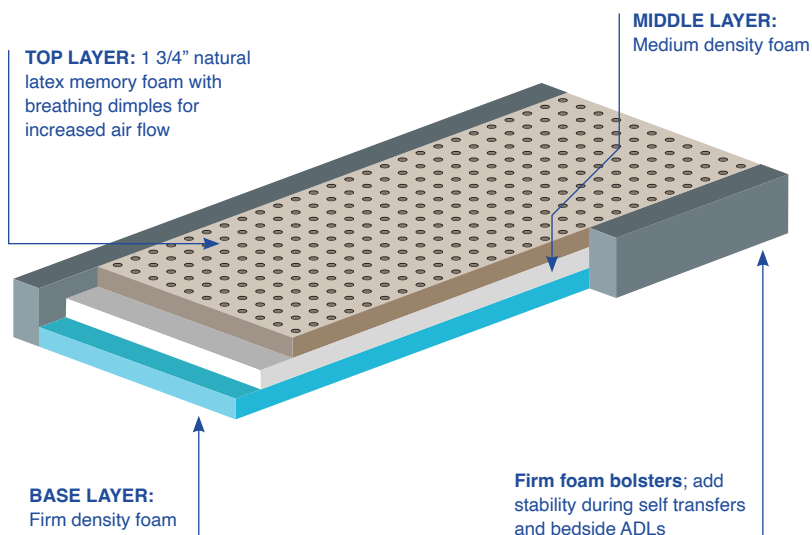
Important Info:

| | |
|----------------------------------------|---------------------------------------------------------------------------------------------------------------------------|
| INTENDED USE | Used for prevention of pressure injuries, high level of friction and shear relief, targeted immersion & zoned protection. |
| WEIGHT CAP | 350 lbs |
| WARRANTY | 5 years on mattress, 1 year on cover |
| COVER | 4 way stretch, fluid proof, wipeable, anti-microbial cover |
| CUSTOM SIZES AVAILABLE (Y OR N) | N |
| SUITABLE FOR BARIATRIC (Y OR N) | N |
| DIMENSIONS | 36x80x6 inches |
| PRODUCT CODE | VIVA3680 |

Skin Break Down Legend



Blatex



***DID YOU KNOW:** Latex memory foam offers a more responsive surface so that users feel more supported when self adjusting in bed.

Important Info:

| | |
|----------------------------------------|--------------------------------------------------------------------------------------------------------------|
| INTENDED USE | Used for prevention of pressure injuries, high level of support, increased air flow, temperature regulation. |
| WEIGHT CAP | 350 lbs / 500 lb capacity upon request |
| WARRANTY | 5 years on mattress, 1 year on cover |
| COVER | 4 way stretch, fluid proof, wipeable, anti-microbial cover |
| CUSTOM SIZES AVAILABLE (Y OR N) | Y |
| SUITABLE FOR BARIATRIC (Y OR N) | Y (Upon request) |
| DIMENSIONS | 36x80x6 inches |
| PRODUCT CODE | Blatex(+size) eg. Blatex3680 |



Let's help you choose

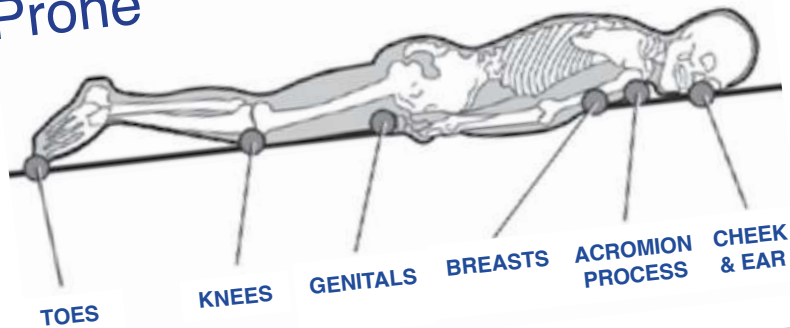
| Mattress | Primary reason to select this mattress |
|-----------------|------------------------------------------------------------------------------------------------------------------------------------------------------------------------------------------------------------------------|
| Infusion | User requires assistance with temperature regulation. The gel infused into the memory foam prevents heat retention in the mattress. |
| Viva | User requires a higher level of immersion as well as friction and shear relief compared to standard foam mattresses. Also ideal for users who frequently articulate the head and / or foot sections of their mattress. |
| Blatex | User requires a more responsive surface. Latex foam rebounds quicker than memory foam for those who weight shift and / or transfer independently. |



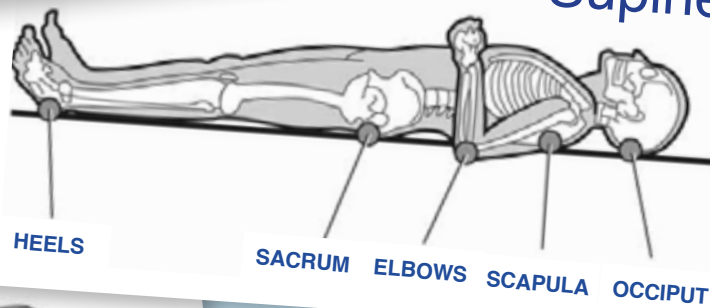
OT Talk

Common sites for pressure ulcers

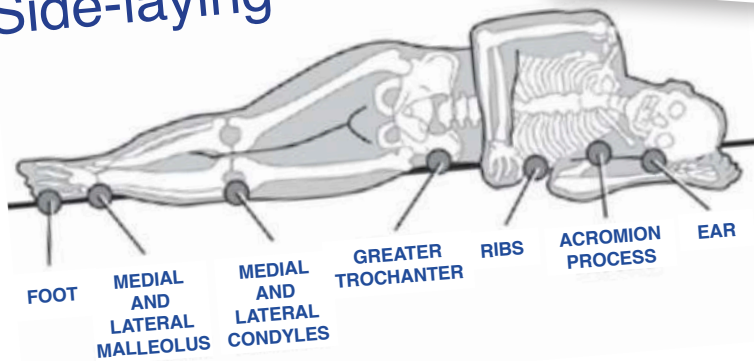
Prone



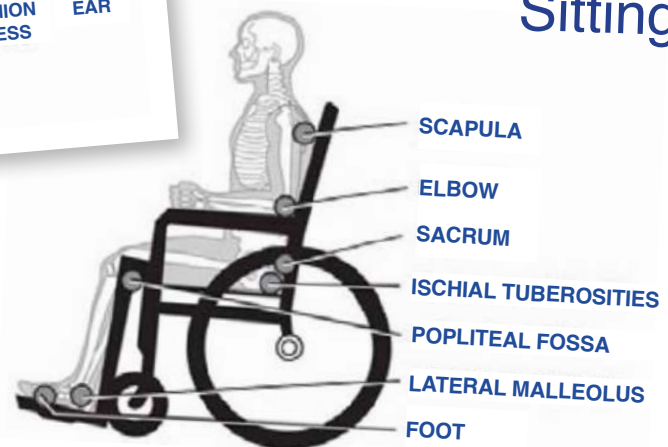
Supine



Side-laying



Sitting



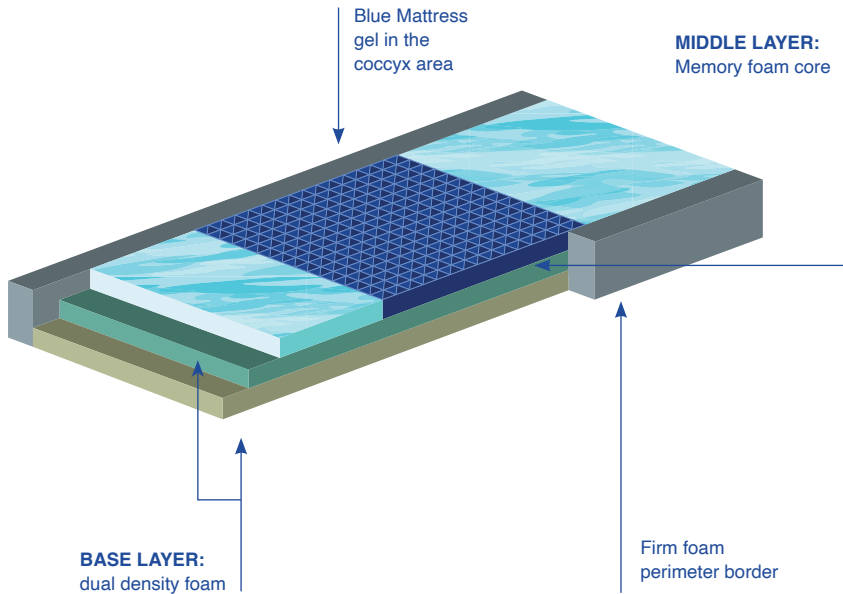
Sourced from: Canadian Best Practice Guidelines for the Prevention and Management of Pressure Ulcers in People with Spinal Cord Injury. A resource handbook for Clinicians. Accessed at <http://www.onf.org>

Geo-Matrix™ Gel Mattresses

Why choose a Geo-Matrix™ Gel Mattress?

- Extremely durable
- Prevents and treats stage I-IV pressure injuries without requiring connection to a power source
- Geo-Matrix™ gel does not retain heat, providing effortless microclimate management

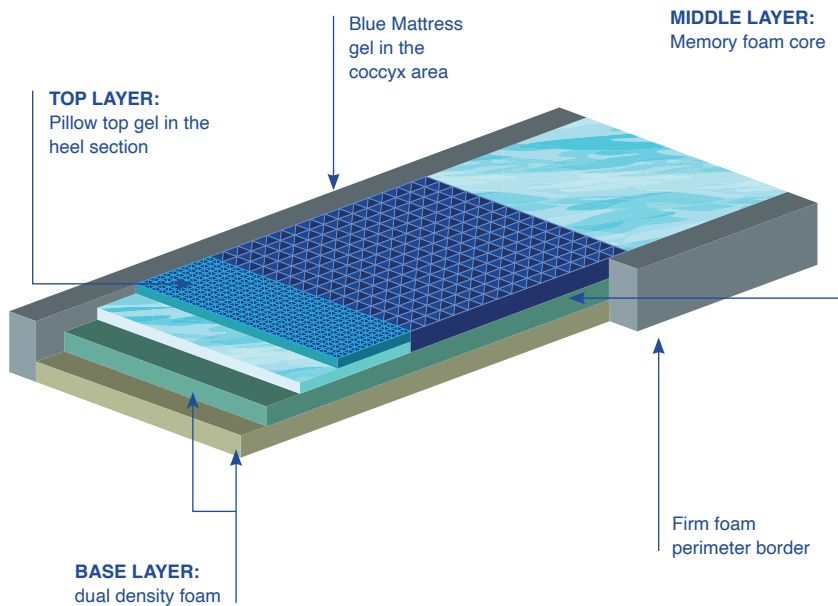
G1 – Single Zone



Important Info:

| | |
|----------------------------------------|---------------------------------------------------------------------------------------------------------------------------------------------|
| INTENDED USE | Prevention of pressure injuries, healing of stage I-II pressure injuries, ample immersion, unparalleled friction and shear reduction. |
| WEIGHT CAP | 300 lbs / 500 lb capacity upon request |
| WARRANTY | 5 years on mattress, 1 year on cover |
| COVER | Quilted nylon cover allows greater airflow for a more ideal microclimate. Covers are 4 way stretch, fluid proof, wipeable, & antimicrobial. |
| CUSTOM SIZES AVAILABLE (Y OR N) | Y |
| SUITABLE FOR BARIATRIC (Y OR N) | Y (Upon request) |
| DIMENSIONS | 36x80x6 |
| PRODUCT CODE | G1MFS(+size) e.g G1MFS3680 |

G1 – Dual Zone



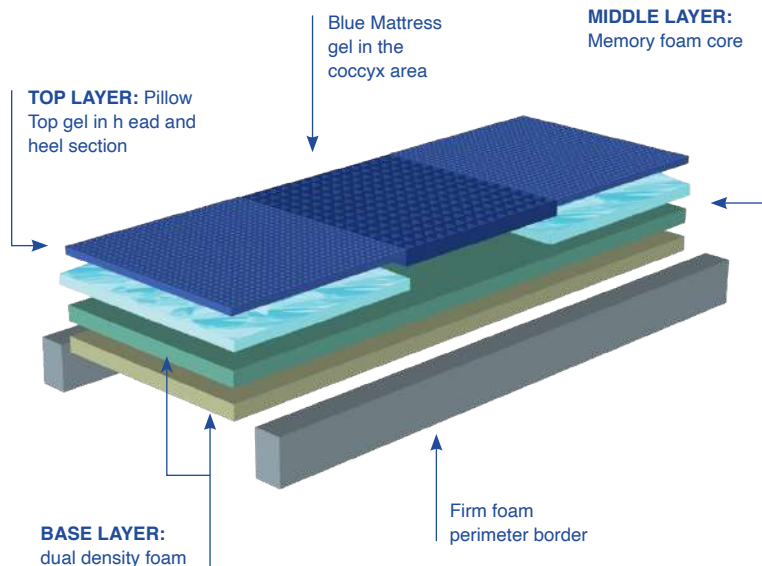
Important Info:

| | |
|----------------------------------------|---------------------------------------------------------------------------------------------------------------------------------------------|
| INTENDED USE | Prevention of pressure injuries, healing of stage I-II pressure injuries, ample immersion, unparalleled friction and shear reduction |
| WEIGHT CAP | 300 lbs / 500 lb capacity upon request |
| WARRANTY | 5 years on mattress, 1 year on cover |
| COVER | Quilted nylon cover allows greater airflow for a more ideal microclimate. Covers are 4 way stretch, fluid proof, wipeable, & antimicrobial. |
| CUSTOM SIZES AVAILABLE (Y OR N) | Y |
| SUITABLE FOR BARIATRIC (Y OR N) | Y (Upon request) |
| DIMENSIONS | 36x80x6 |
| PRODUCT CODE | G1MFD(+size) e.g G1MFD3680 |

Skin Break Down Legend



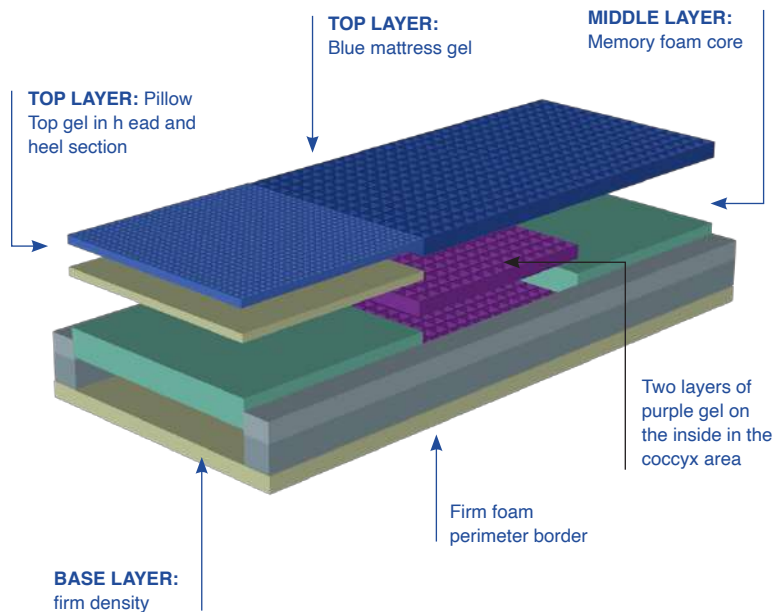
G2



Important Info:

| | |
|----------------------------------------|--------------------------------------------------------------------------------------------------------------------------------------------------------------------------------------|
| INTENDED USE | Prevention of pressure injuries, healing of stage I-II pressure injuries, ample immersion, unparalleled friction and shear reduction, temperature regulation, whole body protection. |
| WEIGHT CAP | 300 lbs / 500 lb capacity upon request |
| WARRANTY | 5 years on mattress, 1 year on cover |
| COVER | Quilted nylon cover allows greater airflow for a more ideal microclimate. Covers are 4 way stretch, fluid proof, wipeable, & antimicrobial. |
| CUSTOM SIZES AVAILABLE (Y OR N) | Y |
| SUITABLE FOR BARIATRIC (Y OR N) | Y (Upon request) |
| DIMENSIONS | 36x80x6 |
| PRODUCT CODE | G2MF(+size) e.g G2MF3680 |

G3



Important Info:

| | |
|----------------------------------------|----------------------------------------------------------------------------------------------------------------------------------------------------------------------------------------------------------|
| INTENDED USE | Prevention of pressure injuries, healing of stage I-IV pressure injuries, ample immersion, unparalleled friction and shear reduction, temperature regulation, whole body protection, extreme durability. |
| WEIGHT CAP | 300 lbs |
| WARRANTY | 5 years on mattress, 1 year on cover |
| COVER | Quilted nylon cover allows greater airflow for a more ideal microclimate. Covers are 4 way stretch, fluid proof, wipeable, & antimicrobial. |
| CUSTOM SIZES AVAILABLE (Y OR N) | Y |
| SUITABLE FOR BARIATRIC (Y OR N) | N |
| DIMENSIONS | 36x80x7 |
| PRODUCT CODE | G3(+size) e.g G33680 |



Let's help you choose

| Mattress | Primary reason to select this mattress |
|-----------------------|---------------------------------------------------------------------------------------------------------------------------------------------------------------------------------------------------------------------------------------------------------------------------------------------------------------------------------------------------------------------------------------------------------------------------------------------------------------------------------------------------------------------------------------------------------------------------------------------------------------------------|
| G1 Single Zone | <ul style="list-style-type: none"> • User is primarily looking for a preventative surface option, with added skin protection in the coccyx section. • Superior level of coccyx protection vs a foam surface. |
| G1 Dual Zone | <ul style="list-style-type: none"> • User is primarily looking for a preventative surface option, with added skin protection in both the coccyx and heel sections. • Superior level of coccyx / heel protection vs a foam surface. |
| G2 | <ul style="list-style-type: none"> • User is at medium to high risk of skin break down, has had previous skin breakdown or currently has a stage I-II pressure injury that requires treatment. • Ideal for a user who does not want a powered surface. • The full Geo-Matrix™ gel top provides full protection in any position. Even when bony prominences are resting on areas outside traditional high-risk zones, whether from extreme contraction or high tone, the whole body is protected. • Users who require a firmer mattress edge for self transfers or bedside ADLs. |
| G3 | <ul style="list-style-type: none"> • User is at high risk of skin break down, has had previous skin breakdown or currently has a stage I-IV pressure injury that requires treatment. • Ideal for a user who does not want a powered surface. • The full Geo-Matrix™ gel top provides full protection in any position. Even when bony prominences are resting on areas outside traditional high-risk zones, whether from extreme contraction or high tone, the whole body is protected. • Users who require a firmer mattress edge for self transfers or bedside ADLs. |

OT Talk

What is Microclimate?

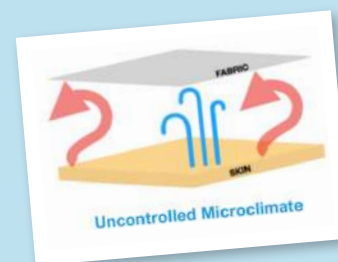
Microclimate is the climate of a very small or restricted area, that differs from the climate of the surrounding area. This normally occurs under bony prominences as this is where pressure is at its highest and heat has been built up which causes sweat.

What causes Microclimate?

- Sweat
- Incontinence
- Wound drainage
- Lack of airflow on seating surface

Uncontrolled Microclimates

- Increases effects of pressure and friction
- Skin maceration due to excessive moisture
- Negates natural oils on skin
- Compromises skin integrity



VS



OT Talk

Distribution of Wounds

- Trunk 4% - spinous processes - pressure
- Upper extremities 3% - elbows -friction
- Sacrum 31% - pressure and shearing
- Trochanters 10% - pressure
- Buttocks 27% - pressure, shearing, bed sitting
- Lower extremities 5% - knee pressure side lying
- Heels 20% - friction



Pressure

Excessive Pressure



Capillary Collapse



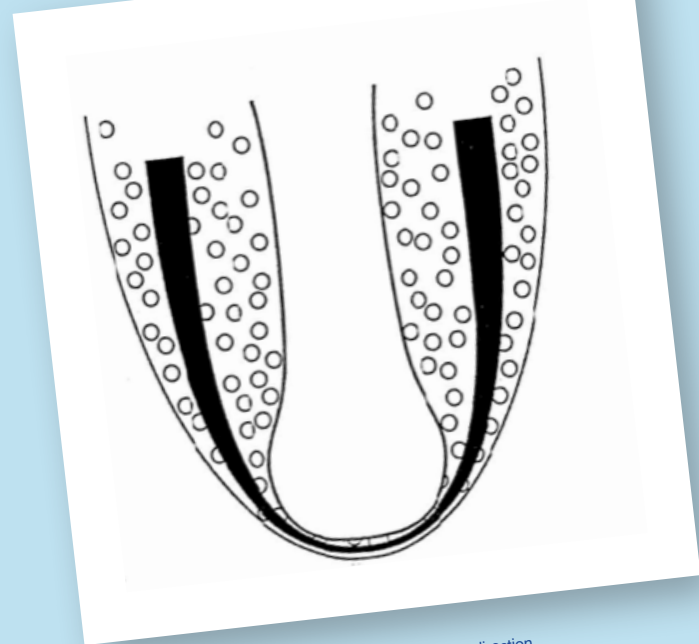
Local Ischemia



Edema



Necrosis



Forces act on a unit area of tissue in a perpendicular direction
(National Pressure Injury Advisory Panel, 2007)

What is a Pressure Injury? And why are we concerned?


Any lesion caused by unrelieved pressure resulting in damage of underlying tissue...ongoing, untreated Pressure Injuries can result in death!



Sheila Buck B.Sc.(OT), Reg.(Ont.)

KülKöte®

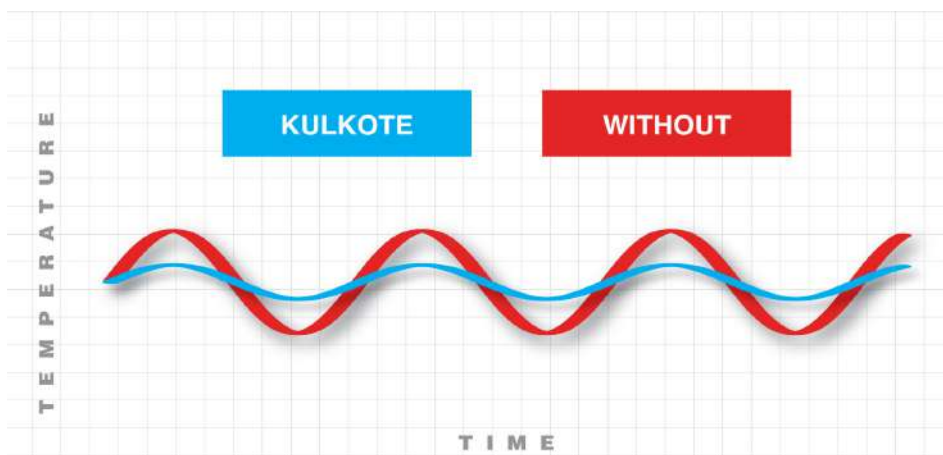
Temperature Regulating Technology



Kulkote can be added to any foam or foam and gel mattress to manage temperature and microclimate more effectively.

What is Kul Kote Technology? Temperature Regulation

Kulkote is a Temperature Regulating Technology. It's a proprietary coating consisting of water based polymers and Phase Change Materials (PCM). It's an industrial product that is used in consumer goods. Kulkote is typically applied to flexible foams, textiles, and/or fibers for the purpose of regulating body temperature.



Phase Change Technology

Kulkote works by using multiple Phase Change Materials (PCMs) that activate at a variety of temperatures and water-based polymers that have temperature regulating characteristics. As body heat comes in contact with Kulkote, the PCMs begin absorbing and releasing energy based on their specific melting points. As the PCMs absorb heat, a cooling effect is created. As the heat source is removed, the heat energy is released. This continuous cycle manages temperature to increase comfort for the life of the product.

Kulkote temperature regulating coating is found in our PC Cutback cushion!

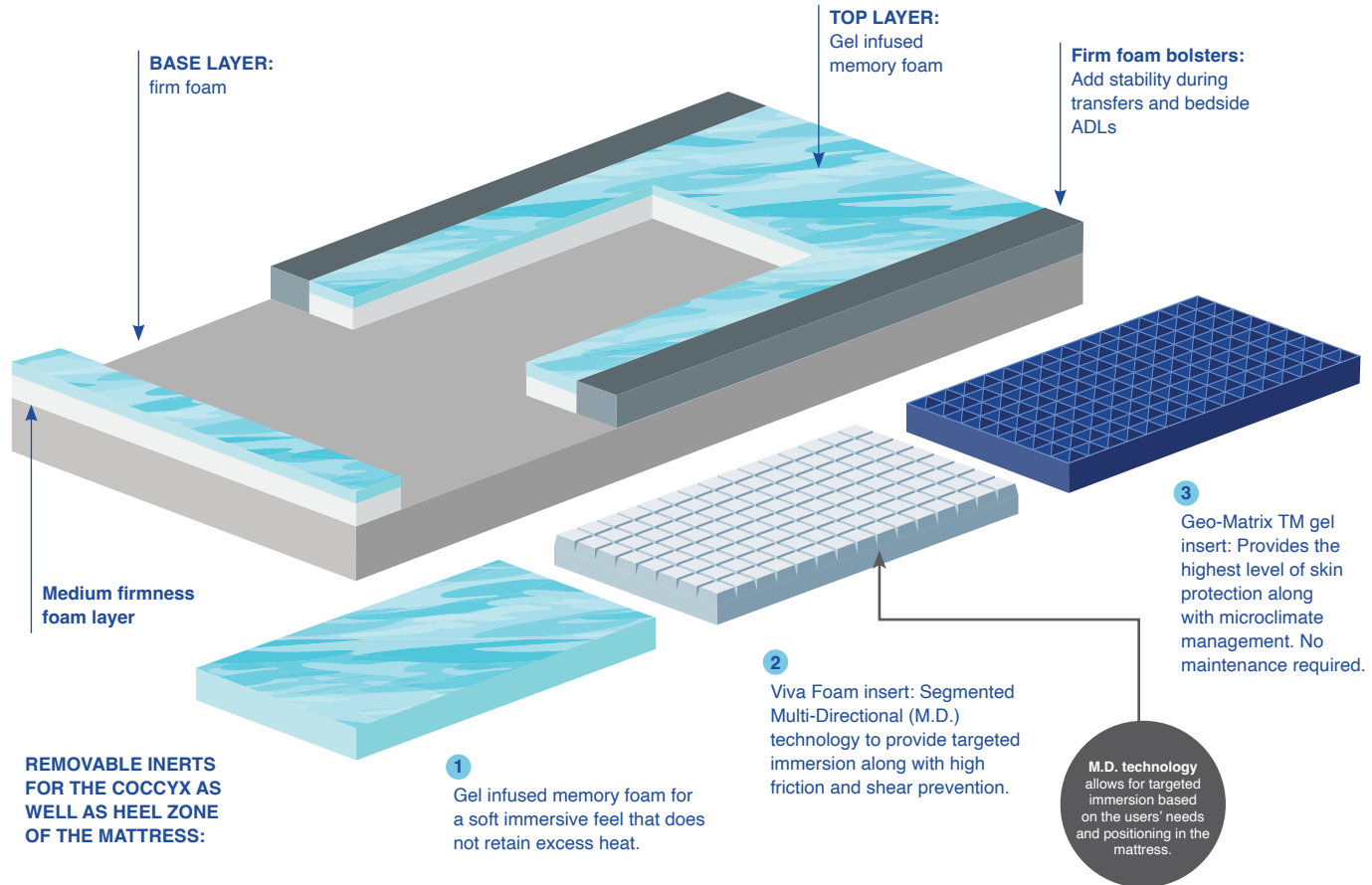


Hybrid Mattresses

Why choose a Hybrid Mattress?

- Ability to fine tune to the user's needs
- Combining various technologies to create unique levels of comfort
- Ability to modify a mattress to multiple user's needs without requiring a custom mattress

T-Fit



Important Info:

| | |
|----------------------------------------|---------------------------------------------------------------------------------------------------------------------------------------------------------------------------------------------------------------------------------------------------------------------------------------------------------------------------------------------------------------------------------------------------------------------------------------------------------------------------------------------------------------------------------------------------------------------------------------------------|
| INTENDED USE | <ul style="list-style-type: none"> • Prevention and treatment of stage I-II pressure injuries. • Users who's condition changes frequently. • Facilities that may use one surface for multiple users. • User requires immersion and skin protection as well as micro-climate management offered by the gel infused memory foam in the scapula zone. • User requires zoned protection in the coccyx and heel zones based off of their individual needs. (Multi directional foam, gel infused foam and / or Geo-Matrix tm gel inserts available). |
| WEIGHT CAP | 300 lbs |
| WARRANTY | 5 years on mattress, 1 year on cover |
| COVER | 4 way stretch, fluid proof, wipeable, anti-microbial cover |
| CUSTOM SIZES AVAILABLE (Y OR N) | N |
| SUITABLE FOR BARIATRIC (Y OR N) | N |
| DIMENSIONS | 36x80x6 |
| PRODUCT CODE | TFIT3680 |

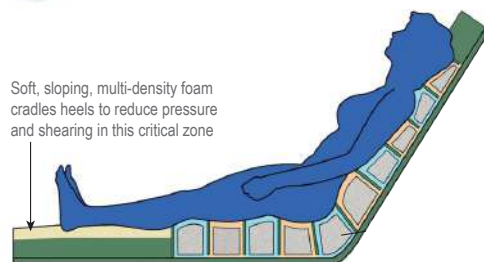
Skin Break Down Legend



Fusion XC



- Available upgrade options:**
- Full 1" memory foam topper, to provide an even softer more immersive feel. Only available on the 35" x 80" mattress
 - Heel section memory foam topper. Only available on the 39", 42", and 48" mattresses
 - 84" length
 - Non-sloped heel (based on user's preference)



Important Info:

| | |
|----------------------------------------|-----------------------------------------------------------------------------------------------------------------------------------------------------------------------------------------------------------|
| INTENDED USE | • Prevention of pressure injuries, healing of stage I-IV pressure injuries, immersion and envelopment to redistribute pressure, self-adjusting air and foam cells to create a worry-free user experience. |
| WEIGHT CAP | 500 lbs |
| WARRANTY | 2 years on mattress, 1 year on cover |
| COVER | 4 way stretch, fluid proof, wipeable, anti-microbial cover |
| CUSTOM SIZES AVAILABLE (Y OR N) | Y |
| SUITABLE FOR BARIATRIC (Y OR N) | Y |
| DIMENSIONS | 35x80x6 |
| PRODUCT CODE | FUSXC80-B |



Let's help you choose

| Mattress | Primary reason to select this mattress |
|------------------|-----------------------------------------------------------------------------------------------------------------------------------------------------------------------------------------------------------------------------------------------------------------------------------------------------------------------------------------------------------------------------------------------------------------------------------------------------------------------------------------------------------------------------------------------------------------------------------------------|
| Fusion XC | <ul style="list-style-type: none"> • User requires a similar level of immersion offered by air cells met with the comfortable and familiar feel of a foam mattress. • User does not want a powered surface • User requires a reactive surface that will self adjust the air level in each of the cells whether it be because of repositioning, dressing changes or other bedside ADLs |
| T-Fit | <ul style="list-style-type: none"> • User's condition may frequently change, which could mean the media in the mattress needs to change. • User and / or caretaker is able to easily change the inserts in the T-Fit mattress to accommodate user's condition changes without the need to go to a custom mattress solution. • Ideal for a facility setting where one mattress may be used for multiple residents or patients. As the inserts can be easily changed to accommodate a variety of user's needs, without the cost of a full new mattress system. |



OT Talk

Categories of Support Surfaces

REACTIVE SUPPORT SURFACE

A powered or non-powered support surface with the capability to change its load distribution properties only in response to applied load.

ACTIVE SUPPORT SURFACE

A powered support surface, with the capability to change its load distribution properties, with or without applied load.

INTEGRATED BED SYSTEM

A bed frame and support surface that are combined into a single unit whereby the surface is unable to function separately.

NON-POWERED

Any support surface not requiring or using external sources of energy for operation. (Energy = D/C or A/C)

POWERED


Any support surface requiring or using external sources of energy for operation. (Energy = D/C or A/C)

OVERLAY

An additional support surface designed to be placed directly on top of an existing surface.

MATTRESS

A support surface designed to be placed directly on the existing bed frame.





Accessories and Overlays

Why choose an accessory
or Overlay?

- Low cost additions to existing mattresses
- Fall Prevention
- Extra comfort and skin protection

Gel Infused Foam Overlay



Important Info:

| | |
|----------------------------------------|----------------------------------------------------------------------------------------------------------------------------------------------------------------------------------------------------------------------------------------------------------------------|
| INTENDED USE | • Extra comfort and protection over an existing mattress, maintenance of skin health, prevention and treatment of early stage non-complex pressure injuries, microclimate management via the gel that is infused into the foam to reduce heat retention in the foam. |
| WEIGHT CAP | N/A |
| WARRANTY | 3 years on overlay, 1 year on cover |
| COVER | 4 way stretch, fluid proof, wipeable, anti-microbial cover |
| CUSTOM SIZES AVAILABLE (Y OR N) | Y |
| SUITABLE FOR BARIATRIC (Y OR N) | N |
| DIMENSIONS | 36x80x6 |
| PRODUCT CODE | GIO(W"xD") eg. GIO3680 |

Geo-Matrix™ Gel Overlay



Important Info:

| | |
|----------------------------------------|---------------------------------------------------------------------------------------------------------------------------------------------------------------------------------------|
| INTENDED USE | • Extra comfort and protection over an existing mattress, maintenance of skin health, prevention and treatment of early stage non-complex pressure injuries, microclimate management. |
| WEIGHT CAP | N/A |
| WARRANTY | 5 years on overlay, 1 year on cover |
| COVER | 4 way stretch, fluid proof, wipeable, anti-microbial cover |
| CUSTOM SIZES AVAILABLE (Y OR N) | Y |
| SUITABLE FOR BARIATRIC (Y OR N) | Y |
| DIMENSIONS | 36x80x6 |
| PRODUCT CODE | GMO(W"x D") eg. GMO3680 |

Skin Break Down Legend



Mattress Inserts



Important Info:

| | |
|----------------------------------------|----------------------------------------------------------------------------------------------------------------------------------------------------------------------------|
| INTENDED USE | • Adding to an existing mattress system, maintenance of skin health, prevention and treatment of stage I-II pressure injuries, temperature regulation, extreme durability. |
| WEIGHT CAP | N/A |
| WARRANTY | 5 years on mattress, 1 year on cover |
| COVER | 4 way stretch, fluid proof, wipeable, anti-microbial cover * Covers can be either Friction Fit, or Velcro* |
| CUSTOM SIZES AVAILABLE (Y OR N) | Y |
| SUITABLE FOR BARIATRIC (Y OR N) | Y |
| DIMENSIONS | 19x30x3 , 19x34x3, 19x35x3, 19x36x3 |
| PRODUCT CODE | GMI(+size) e.g GMI1935 |

Fall Prevention Cover



Important Info:

| | |
|----------------------------------------|---------------------------------------------------------------------------------------------------------------------------------------------------------------------------------------------------------------------------------------------------------|
| INTENDED USE | Cover slips over any existing mattress system. (Can also be made to zip onto any Blake Medical Mattress system upon request) The four raised 3" foam wedge perimeters provide a sensory reminder of the mattress edges to prevent falls from occurring. |
| WEIGHT CAP | N/A |
| WARRANTY | 1 year |
| COVER | Elasta Tex 4 way stretch, incontinent proof, antimicrobial and wipeable cover |
| CUSTOM SIZES AVAILABLE (Y OR N) | Y |
| SUITABLE FOR BARIATRIC (Y OR N) | Y |
| DIMENSIONS | 36x80x3" |
| PRODUCT CODE | FPBC3680 |



Overview of Bed Support Surfaces

| CATEGORY | TYPES | PERFORMANCE CHARACTERISTICS | APPLICATIONS |
|----------|--------------------------|-------------------------------------------------------------------------------------------------------------------------------------------------------------------------------|---------------------------------------------------------------------------------------------------------------------------------------------------------------------------------------------------------------|
| Reactive | Foam | Standard support area Some pressure redistribution No shear or microclimate management Routine transfers | Pressure ulcer prevention or Treatment of uncomplicated pressure ulcer for high-specification foam or static flotation |
| | High-specification foam | Increased support area Pressure redistribution No reduction in shear No microclimate management Routine transfers | |
| | Air, gel or water | Increased support area Pressure redistribution and shear reduction No microclimate management May affect transfers Gel and water heavy to move | |
| Active | Alternating air pressure | Increased support area Pressure and shear reduction No microclimate management Routine transfers | Pressure ulcer prevention or treatment: Pressure ulcers on multiple turning surfaces Failure to heal on static support Postoperative pressure ulcer repair Greater pressure reduction than static |
| | Low air loss | Increased support area Pressure and (possibly) shear reduction Microclimate management Increased complexity of transfers | Failure to heal on alternating air pressure Pressure ulcer treatment when > 1 turning surface impaired |
| | | Increased support area Pressure and shear reduction Microclimate management but Premature drying of moist dressings Difficult transfers and reduction in function | Pressure ulcer treatment after flap surgery or Deterioration of multiple trunk pressure ulcers |

Support surface selection key considerations:

- » Time
- » Pressure
- » Microclimate
- » Friction
- » Function and lifestyle
- » Lifespan
- » Individual tolerance

Sourced from: Canadian Best Practice Guidelines for the Prevention and Management of Pressure Ulcers in People with Spinal Cord Injury. A resource handbook for Clinicians. Accessed at <http://www.onf.org>



Low Air Loss Mattresses

Why choose low air loss?

- Treatment of stage I-IV pressure injuries
- Alternation and Pulsation therapy options
- Highest level of micro-climate management

Salute RDX Micro LAL



18 – 8” cells (4.5” therapy + 3.5” static air) all encased in a zippered cover, mesh centre strip keeps air cells together to prevent cell separation even when in a seated position

Happy Heel: When activated, lessens the air flow to the heel zone of the mattress to provide a softer heel environment

Individually removable air cells: Cells can easily be snapped in and out of the base unit for cleaning or repair

Cable retainer system keeps the cord off the ground and prevents tripping hazards

Micro LAL pump unit - Whisper quiet operation

Key Features:

2 therapy modes to chose from:

- 3-1 Alternating pressure therapy provides active pressure relief: for every three cells, one cell alternates in deflation, off-loading pressure on the body and ensuring 2/3 of the body is always supported at any time.
- Static therapy mode provides immersion with no cell movement. Happy heel mode for added pressure relief in the heel zone, 8 adjustable pressure settings on the pump to fine tune user's comfort, cell on cell design keeps static air in the bottom 3.5" of the mattress while the top 4.5" of each cell perform alternation, entire mattress is disinfect able, uses less energy than traditional LAL mattresses which reduces operating costs.

★ Available upgrade: fall prevention cover!

Important Info:

| | |
|----------------------------------------|----------------------------------------------------------------------------------------------------------------------------------------------------------------------------------------------------------|
| INTENDED USE | • Prevention and treatment of stage I-IV pressure injuries, users who require a whisper quiet pump, users where heavy perspiration is NOT a concern, and users who may be in bed for over 8 hours / day. |
| WEIGHT CAP | 500lbs |
| WARRANTY | 2 years on mattress, 1 year on cover |
| COVER | Quilted Nylon |
| CUSTOM SIZES AVAILABLE (Y OR N) | Y* (*with some restrictions) |
| SUITABLE FOR BARIATRIC (Y OR N) | Y |
| DIMENSIONS | 36x80x6 |
| PRODUCT CODE | SALUTERDX |

Skin Break Down Legend



Emotion Micro LAL



Key Features:

2 therapy modes to chose from:

1. 3-1 Alternating pressure therapy provides active pressure relief: for every three cells, one cell alternates in deflation, off-loading pressure on the body and ensuring 2/3 of the body is always supported at any time.
2. Static therapy mode provides low air loss therapy with no cell movement. Upright Mode (Fowler Boost) adds support under the buttock region when the head of the bed is elevated. 7 adjustable pressure settings on the pump to fine tune user's comfort, cell on cell design keeps static air in the bottom 3.5" of the mattress while the top 4.5" of each cell perform alternation, entire mattress is disinfect able, uses less energy than traditional LAL mattresses which reduces operating costs.

★ Available upgrade: fall prevention cover!

Important Info:

| | |
|---------------------------------|-------------------------------------------------------------------------------------------------------------------------------------------------------------------------------------------------------------------------------------------------------|
| INTENDED USE | • Prevention and treatment of stage I-IV pressure injuries, users who require a whisper quiet pump, users where heavy perspiration is NOT a concern, users who often sit in the upright position, and users who may be in bed for over 8 hours / day. |
| WEIGHT CAP | 440lbs |
| WARRANTY | 2 years on mattress, 1 year on cover |
| COVER | Quilted Nylon |
| CUSTOM SIZES AVAILABLE (Y OR N) | Y* (*with some restrictions) |
| SUITABLE FOR BARIATRIC (Y OR N) | N |
| DIMENSIONS | 36x80x6 |
| PRODUCT CODE | E-MOTION-B |

Rhythtm Multi



Cable retainer system keeps the cord off the ground and prevents tripping hazards

18 – 8” cells with a convoluted foam base all encased in a zippered cover

Adjustable Happy Heel Zone: Features an adjustable dial so that the heel section of the mattress may be fine tuned to user preference

Mesh centre strip keeps air cells together to prevent cell separation even when in a seated position

True LAL pump unit

Key Features:

3 therapy modes for a fine-tuned user experience:

1. 3-1 Alternating pressure therapy provides active pressure relief: for every three cells, one cell alternates in deflation, off-loading pressure on the body and ensuring 2/3 of the body is always supported at any time.
2. Pulsation therapy provides a gentler means of increasing blood flow through the entire body, while fully supporting the body under all 18 cells for optimum comfort.
3. Static therapy mode provides immersion and micro-climate management with no cell movement. Happy heel mode for added pressure relief in the heel zone along with a dial to adjust the firmness level of the heel zone. 10 adjustable pressure settings on the pump to fine-tune user's comfort, entire mattress is disinfect able, suitable for bariatric use, will wick away 1.5 litres of fluid in a 24 hour period.

★ Available upgrade: fall prevention cover!

Important Info:

| | |
|----------------------------------------|------------------------------------------------------------------------------------------------------------------------------------------------------------------------------------------------------------------------------------------------------------------------------------------------------------------------|
| INTENDED USE | • Prevention and treatment of stage I-IV pressure injuries, users where heavy perspiration is a concern, users who require greater ability to customize the feel of their mattress through multiple modalities as well as a custom firmness dial in the heel zone, and users who may be in bed for over 8 hours / day. |
| WEIGHT CAP | 600lbs |
| WARRANTY | 2 years on mattress, 1 year on cover |
| COVER | Quilted Nylon |
| CUSTOM SIZES AVAILABLE (Y OR N) | Y |
| SUITABLE FOR BARIATRIC (Y OR N) | Y |
| DIMENSIONS | 36x80x10 |
| PRODUCT CODE | RHYTHMMULTI(WxD") eg. RHYTHMMULTI3680 |

Skin Break Down Legend



Rhythm Turn



Cable retainer system keeps the cord off the ground and prevents tripping hazards

18 – 8” cells with a convoluted foam base all encased in a zippered cover

Mesh centre strip keeps air cells together to prevent cell separation even when in a seated position

True LAL pump unit

Key Features:

2 therapy modes:

1. Lateral rotation therapy at 20 and 40 degrees, which gently turns the patient from side to side, shifting pressure points on the body and greatly lowering the risk of pressure injuries, infection, pneumonia and other pulmonary complications—illnesses that significantly add to patient care costs and increase the duration of hospitalization.
2. Static therapy mode provides immersion and micro-climate management with no cell movement. 10 adjustable pressure settings on the pump to fine-tune user's comfort. entire mattress is disinfectable, suitable for bariatric use, will wick away 1.5 litres of fluid in a 24 hour period.

Important Info:

| | |
|----------------------------------------|-----------------------------------------------------------------------------------------------------------------------------------------------------------------------------------------------------------------------------------------------------------------------------------------|
| INTENDED USE | • Prevention and treatment of stage I-IV pressure injuries, users where heavy perspiration is a concern, users who are at high risk of pressure injuries and/ or pulmonary infections, users who may require assisted repositioning and users who may be in bed for over 8 hours / day. |
| WEIGHT CAP | 600-1000lbs |
| WARRANTY | 2 years on mattress, 1 year on cover |
| COVER | Quilted Nylon |
| CUSTOM SIZES AVAILABLE (Y OR N) | Y |
| SUITABLE FOR BARIATRIC (Y OR N) | Y |
| DIMENSIONS | 36x80x10 |
| PRODUCT CODE | RHYTHMTURN(WxD") eg. RHYTHMTURN3680 |



Select Air Max



Key Features:

2 therapy modes:

1. Pulsation therapy mode slightly increases air flow followed by a decrease of air flow and then repeats to constantly manage blood flow and aid in both the prevention and treatment of stage I-IV pressure injuries.
2. Static therapy mode provides immersion and micro-climate management with no cell movement. Auto Comfort feature which takes the guesswork out of programming; with the click of a button during setup the mattress sets optimal pressure according to patient's weight distribution. 10 adjustable pressure settings on the pump to fine-tune user's comfort. Upright Mode (Fowler Boost) adds support under the buttock region when the head of the bed is elevated. Foot pillow aids in preventing skin breakdown due to patient migration.

Important Info:

| | |
|----------------------------------------|-----------------------------------------------------------------------------------------------------------------------------------------------------------------------------------------------------------|
| INTENDED USE | • Prevention and treatment of stage I-IV pressure injuries, users where heavy perspiration is a concern, users who often sit in the upright position, and users who may be in bed for over 8 hours / day. |
| WEIGHT CAP | 400lbs |
| WARRANTY | 2 years on mattress, 1 year on cover |
| COVER | Water resistant, vapor-permeable, flame resistant, biocompatible |
| CUSTOM SIZES AVAILABLE (Y OR N) | Y |
| SUITABLE FOR BARIATRIC (Y OR N) | N |
| DIMENSIONS | 36x80x8 |
| PRODUCT CODE | SAMAXSYSK010120-B (36x80x8" without foot pillow), SAMAXSYSK004120-B (36x84x8" with foot pillow) |

Skin Break Down Legend



Fusion APT



The entire foam crib is covered in a disinfect-able nylon fabric

18 28" x 5" Denier Covered Polyurethane air cells set inside a foam crib

The foam crib creates the 3.5" transfer borders on each side of the air cells, as well as 1" foam border on the top and bottom of the cells

True LAL pump unit

Key Features:

2 therapy modes:

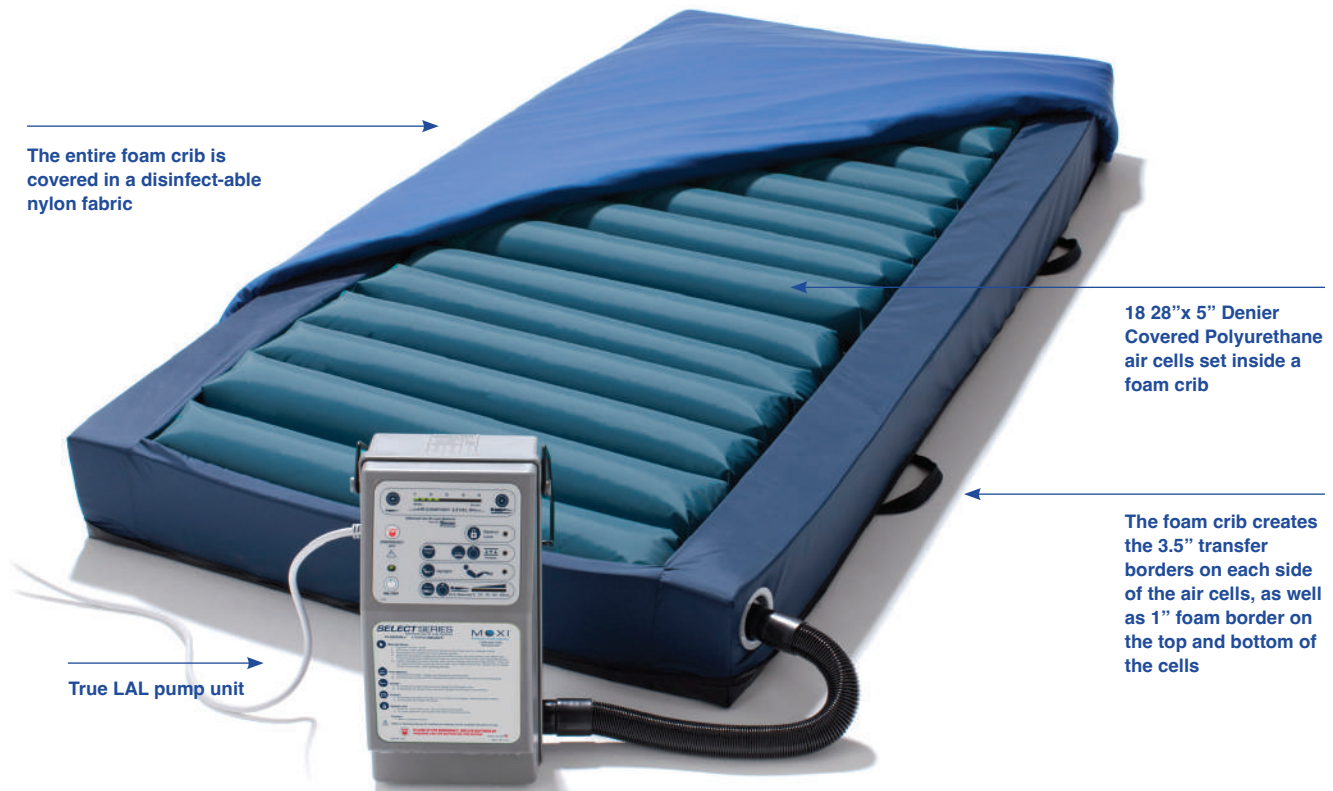
1. 2-1 Alternating pressure therapy provides active pressure relief: for every other cell, one cell alternates in deflation, off-loading pressure on the body .
2. Static therapy mode provides immersion and micro-climate management with no cell movement. Firm foam transfer edges to aid in self transfers and / or bedside ADLs.

Important Info:

| | |
|---------------------------------|------------------------------------------------------------------------------------------------------------------------------------------------------------------|
| INTENDED USE | • Prevention and treatment of stage I-IV pressure injuries, users who self transfer or perform bedside ADLs, and users who may be in bed for over 8 hours / day. |
| WEIGHT CAP | 350lbs |
| WARRANTY | 2 years on mattress, 1 year on cover |
| COVER | Recovery 5 quilted top cover; breathable, fluid proof, anti-microbial |
| CUSTOM SIZES AVAILABLE (Y OR N) | Y* (*with some restrictions) |
| SUITABLE FOR BARIATRIC (Y OR N) | Y |
| DIMENSIONS | 36x80x6 |
| PRODUCT CODE | FUSAPT80-B |



Fusion 2K



Key Features:

2 therapy modes:

1. Pulsation therapy mode slightly increases air flow followed by a decrease of air flow and then repeats to constantly manage blood flow and aid in both the prevention and treatment of stage I-IV pressure injuries.
2. Static therapy mode provides immersion and micro-climate management with no cell movement. Firm foam transfer edges to aid in self transfers and / or bedside ADLs. iSense Processing to continually monitor user's immersion to ensure the correct pressure setting at all times.

Important Info:

| | |
|----------------------------------------|---------------------------------------------------------------------------------------------------------------------------------------------------------------------------------------------------------------|
| INTENDED USE | • Prevention and treatment of stage I-IV pressure injuries, users who self transfer or perform bedside ADLs, users where heavy perspiration is a concern, and users who may be in bed for over 8 hours / day. |
| WEIGHT CAP | 300lbs |
| WARRANTY | 2 years on mattress, 1 year on cover |
| COVER | Recovery 5 quilted top cover; breathable, fluid proof, anti-microbial |
| CUSTOM SIZES AVAILABLE (Y OR N) | Y* (*with some restrictions) |
| SUITABLE FOR BARIATRIC (Y OR N) | N |
| DIMENSIONS | 35x80x6 / 35x84x6 |
| PRODUCT CODE | FUS2K(+size)-B, Eg. FUS2K3580-B |

Skin Break Down Legend



Fusion 2K XL



Key Features:

2 therapy modes:

1. Pulsation therapy mode slightly increases air flow followed by a decrease of air flow and then repeats to constantly manage blood flow and aid in both the prevention and treatment of stage I-IV pressure injuries.
2. Static therapy mode provides immersion and micro-climate management with no cell movement. Auto Comfort feature which takes the guesswork out of programming; with the click of a button during setup the mattress sets optimal pressure according to patient's weight distribution. 10 adjustable pressure settings on the pump to fine-tune user's comfort. Upright Mode (Fowler Boost) adds support under the buttock region when the head of the bed is elevated. Firm foam transfer edges to aid in self transfers and / or bedside ADLs.

Important Info:

| | |
|----------------------------------------|------------------------------------------------------------------------------------------------------------------------------------------------------------------------------------------------------------------------------------------------------------|
| INTENDED USE | • Prevention and treatment of stage I-IV pressure injuries, users who self transfer or perform bedside ADLs, users where heavy perspiration is a concern, users who often sit in the upright position, and users who may be in bed for over 8 hours / day. |
| WEIGHT CAP | 500lbs |
| WARRANTY | 2 years on mattress, 1 year on cover |
| COVER | Water resistant, vapor-permeable, flame resistant, biocompatible and quilted |
| CUSTOM SIZES AVAILABLE (Y OR N) | Y* (*with some restrictions) |
| SUITABLE FOR BARIATRIC (Y OR N) | Y |
| DIMENSIONS | 42x80x8 / 48x80x8 |
| PRODUCT CODE | FUS2KXL(+size)-B, Eg. FUS2KXL4280-B |



Bari Select



Key Features:

2 therapy modes:

1. Pulsation therapy mode slightly increases air flow followed by a decrease of air flow and then repeats to constantly manage blood flow and aid in both the prevention and treatment of stage I-IV pressure injuries.
2. Static therapy mode provides immersion and micro-climate management with no cell movement. Auto Comfort feature which takes the guesswork out of programming; with the click of a button during setup the mattress sets optimal pressure according to patient's weight distribution. Upright Mode (Fowler Boost) adds support under the buttock region when the head of the bed is elevated. Manual mode allows you to input user's actual weight to ensure optimal immersion. LCD screen and back lit keys allows for features to be visible in dark or dimly lit environments.

Important Info:

| | |
|----------------------------------------|-------------------------------------------------------------------------------------------------------------------------------------------------------------------------------|
| INTENDED USE | • Prevention and treatment of stage I-IV pressure injuries, bariatric users, users where heavy perspiration is a concern, and users who may be in bed for over 8 hours / day. |
| WEIGHT CAP | 1000lbs |
| WARRANTY | 2 years on mattress, 1 year on cover |
| COVER | Nylon cover; antimicrobial, fluid resistant and breathable |
| CUSTOM SIZES AVAILABLE (Y OR N) | N |
| SUITABLE FOR BARIATRIC (Y OR N) | Y |
| DIMENSIONS | 39", 42", 48", 54" and 60" widths available. 80" length if there is no foot pillow, 84" length with foot pillow. 10" height. |
| PRODUCT CODE | SABARISYS(+width)120-B, Eg. SABARISYS42120-B |

Skin Break Down Legend





Let's help you choose

| Mattress | Primary reason to select this mattress |
|-----------------------|------------------------------------------------------------------------------------------------------------------------------------------------------------------------------------------------------------------------------------------------------------------------------------------------------------------------------------------------------------------------------------------------------------------------------------------------------------------------------------------|
| Salute RDX | <ul style="list-style-type: none"> • Ultra quiet operation, alternation therapy to promote wound healing, the user requires extra protection in the heel section. |
| Emotion | <ul style="list-style-type: none"> • Ultra quiet operation, alternation therapy to promote wound healing, the user requires extra support in the mid section of the mattress when in an upright or seated position. |
| Fusion APT | <ul style="list-style-type: none"> • Ultra quiet operation, alternation therapy to promote wound healing, user requires stability along the outer edges for transfers and / or bedside ADLs. |
| Fusion 2K | <ul style="list-style-type: none"> • Auto calibrate feature ensures that the user is set to the correct air flow for their needs, pulsation therapy to promote wound healing, user requires stability along the outer edges for transfers and / or bedside ADLs. |
| Select Air Max | <ul style="list-style-type: none"> • Auto calibrate feature ensures that the user is set to the correct air flow for their needs, pulsation therapy to promote wound healing, optional foot pillow to protect user's feet from coming into contact with the footboard of their frame. |
| Rhythm Multi | <ul style="list-style-type: none"> • Offers three operating modes; static, alternation and pulsation, to accommodate all users and their preferred sensation. Some users prefer the sensation of alternation, some prefer pulsation! Microclimate management, the high air flow rate wicks away moisture from any user where heavy perspiration is a concern. Specialized heel zone that can be adjusted to the softness/firmness that is ideal for added heel protection |
| Fusion 2K XL | <ul style="list-style-type: none"> • Comes in 42" and 48" widths and is ideal for bariatric use. auto calibrate feature ensures that the user is set to the correct air flow for their needs, pulsation therapy to promote wound healing, user requires stability along the outer edges for transfers and / or bedside ADLs. |
| Bari Select | <ul style="list-style-type: none"> • Comes in 39",42",48",54" & 60" widths and is ideal for bariatric use. Auto calibrate feature ensures that the user is set to the correct air flow for their needs, pulsation therapy to promote wound healing, optional foot pillow to protect user's feet from coming into contact with the footboard of their frame. |
| Rhythm Turn | <ul style="list-style-type: none"> • 20 degree or 40 degree lateral rotation. Shifts pressure points to offload pressure. Ideal for users with pulmonary concerns. Microclimate management, the high air flow rate wicks away moisture from any user where heavy perspiration is a concern. |

